

Score

Waiting For More

from THIS THING CALLED LOVE

MALE KEY

Joey Contreras

$\text{♩} = 140$

I want-ed to see you smile at me. I want-ed to feel the ground

Piano *mp*

 shake un - der my feet. I want-ed to know that eve - ry thing would grow.

Pno.

And though you said it would, I'm not fall - ing now. To tell you the truth I want -

Pno.

- ed to go from the start cause you are too a - fraid to let it show.

Pno.

2

Waiting For More

16

But if you say what is real, ___ got-ta do ___ what you feel ___ cause I'm not ___ gon-na be ___ here for long.

Pno.

20

___ I'm not wait - ing this time. ___ Not a-noth - er ___ shy ___ guy. ___ Tell me the truth, ___ o-pen up

Pno.

24

___ and ___ start ___ to ___ feel ___ me ___ like you've nev - er felt ___ be - fore.

Pno.

28

___ Un - der ___ my ___ skin, ___ that's ___ where ___ it be - gins ___ right ___ now. ___

Pno.

32

Love _____ me, _____ like you've nev - er loved _____ be - fore.

Pno.

Detailed description: This system contains the first two staves of music. The top staff is a vocal line starting at measure 32 with a whole rest, followed by a melodic line. The bottom staff is a piano accompaniment with a treble and bass clef, featuring a steady eighth-note pattern in the right hand and a bass line with dotted notes. A crescendo hairpin is present in the piano part.

36

If you want _____ it _____ ba - by, _____ come _____ and _____ get _____ it. _____ Don't leave me wait - ing for

Pno.

Detailed description: This system contains the next two staves of music. The vocal line continues from measure 36, with a triplet of eighth notes on the word 'wait'. The piano accompaniment continues with the same rhythmic pattern, including a triplet of eighth notes in the right hand.

40

more. _____ I'm _____ run - ning and run - ning in cir - cles. _____

Pno.

Detailed description: This system contains the next two staves of music. The vocal line has a whole rest at the start of measure 40, then continues. The piano accompaniment features a triplet of eighth notes in the right hand and a bass line. A dynamic marking of *mf* is present in the piano part.

45

With you _____ I'm _____ go - ing _____ no - where. _____ This _____ isn - n't _____ how _____ it _____ should _____ be.

Pno.


Detailed description: This system contains the final two staves of music on the page. The vocal line concludes with the phrase 'should be'. The piano accompaniment continues with the established rhythmic and harmonic structure.

49



And though you said it'd change, why is it still this way?

Pno.




53



I'm tir-ed of mak-ing ex-cus - es for eve - ry thing. If you love__ me__ come__ and__ show__ me to -

Pno.




57



- day! Cause I know__ it is real,__ eve-ry thing__ that we feel,__ and I've known

Pno.




subito p

61



__ it for far__ too__ long.__ I am need - ing a sign.__ This__ is__ the__ last__ time!__

Pno.



mf

65
Tell me the truth, o-pen up and start to feel me like you've nev -

65
Pno.

69
- er felt be - fore. Un - der my skin, that's where it be - gins right now.

69
Pno.

73
Love me, like you've nev -

73
Pno.

77
- er loved be - fore. If you want it ba - by, come and get it.

77
Pno.

81
 Don't leave me wait-ing for more! Take me a -

Detailed description: The vocal line starts with a treble clef and a key signature of one flat. It features a series of eighth notes on a descending scale from G4 to C4, with a fermata on the final C4. The lyrics are "Don't leave me wait-ing for more!".

Pno.

Detailed description: The piano accompaniment consists of two staves. The right hand plays a rhythmic pattern of eighth notes, while the left hand plays a similar pattern. There are two triplet markings over the eighth notes in the right hand.

86
 way. Show me what is in - side. All my de - sires

Detailed description: The vocal line continues with a treble clef. It features a series of eighth notes on a descending scale from G4 to C4, with a fermata on the final C4. The lyrics are "way. Show me what is in - side. All my de - sires".

Pno.

Detailed description: The piano accompaniment continues with two staves. The right hand plays a rhythmic pattern of eighth notes, while the left hand plays a similar pattern. There are two triplet markings over the eighth notes in the right hand.

90
 are for you! So if you say what is real, then do

Detailed description: The vocal line continues with a treble clef. It features a series of eighth notes on a descending scale from G4 to C4, with a fermata on the final C4. The lyrics are "are for you! So if you say what is real, then do".

Pno.

Detailed description: The piano accompaniment continues with two staves. The right hand plays a rhythmic pattern of eighth notes, while the left hand plays a similar pattern. There is a dynamic marking of *mp* (mezzo-piano) in the right hand.

95
 what you feel, cause I'm not gon-na be here for long. I mean it this time! Let's go

Detailed description: The vocal line continues with a treble clef. It features a series of eighth notes on a descending scale from G4 to C4, with a fermata on the final C4. The lyrics are "what you feel, cause I'm not gon-na be here for long. I mean it this time! Let's go".

Pno.

Detailed description: The piano accompaniment continues with two staves. The right hand plays a rhythmic pattern of eighth notes, while the left hand plays a similar pattern.

Waiting For More

99
— for — the — ride. — Show me the truth, — o - pen up — and — start — to —

99
Pno.

102
feel — me — like you've nev - er — felt — be - fore. — Un - der —

102
Pno. *f*

106
— my — skin — that's — where — it be - gins — right — now! —

106
Pno.

110
Love — me — like you've nev - er — loved — be - fore. — If you want

110
Pno.

Waiting For More

114

— it — ba - by: — come — and get it! Don't leave me wait - ing — for more! —

Detailed description: This block shows the vocal line for measures 114 to 118. The melody starts with a quarter note 'it', followed by eighth notes 'ba - by:'. After a measure rest, it continues with 'come — and get it!'. A triplet of eighth notes 'Don't' is followed by a quarter note 'leave', a half note 'me', and a quarter note 'wait - ing'. The phrase ends with a quarter note 'for' and a half note 'more!'. A fermata is placed over the final note.

Pno.

Detailed description: The piano accompaniment for measures 114-118. The right hand features a rhythmic pattern of eighth notes, with triplets in measures 117 and 118. The left hand provides a steady accompaniment with quarter notes and chords.

119

Don't leave me...

Detailed description: This block shows the vocal line for measure 119. It begins with a half note 'Don't', followed by a quarter note 'leave', and a half note 'me...'. A fermata is placed over the final note.

Pno.

subito p

Detailed description: The piano accompaniment for measure 119. The right hand has a triplet of eighth notes in the first half and a half note in the second half. The left hand has a quarter note in the first half and a half note in the second half. A dynamic marking of *subito p* is present. A fermata is placed over the final note in both hands.

125

wait - ing for L.H. - more.

Detailed description: This block shows the vocal line for measure 125. It starts with a quarter note 'wait - ing', followed by a quarter note 'for', a half note 'L.H. -', and a half note 'more.'. A fermata is placed over the final note.

Pno.

Detailed description: The piano accompaniment for measure 125. The right hand has a half note chord, followed by a half note chord with a wavy line indicating tremolo. The left hand has a half note chord. A dynamic marking of *p* is present. A fermata is placed over the final note in both hands.